


2011 NCAA Division I Wrestling Championships

125 CHAMPIONSHIP

THURSDAY MORNING FIRST ROUND	THURSDAY NIGHT SECOND ROUND	FRIDAY MORNING QUARTERFINALS	FRIDAY NIGHT SEMIFINALS	SATURDAY FINAL
(1) Anthony Robles (AZST) Matthew Snyder (UVA)	11	181	421	 541 631 CHAMPION
Shane Young (WVA) Steven Keith (HARV)	12			
(9) Jonathon Morrison (OKST) Mark Rappo (PENN)	13	182	422	
Allen Bartelli (BOISE) (8) Jarrod Patterson (OKLA)	14			
(5) Zachary Sanders (MINN) Jason Lara (ORST)	15	183	423	
Brad Pataky (PSU) (12) Jarrod Garnett (VATECH)	16			
Steve Bonanno (HOFS) Ben Kjar (UTAHV)	17	184	424	
Tyler Iwamura (CSUBAK) (4) James Nicholson (ODU)	18			
(3) Brandon Precin (NW) Robert Jillard (LIBTY)	19	185	542	
Michael Martinez (WYO) Joseph Langel (RUTG)	20			
(11) Frank Perrelli (CORN) Trent Sprenkle (NDSU)	21	186	543	
Garrett Frey (PRINC) (6) Nicholas Bedelyon (KENT)	22			
(7) Ryan Mango (STAN) Camden Eppert (PURD)	1	187	544	
Aaron Kalil (NAVY) Anthony Zanetta (PITT)	23			
(10) Alan Waters (MIZZ) Sean Boyle (MICH)	24	188	545	
David Klingsheim (NEB) Manuel Ramirez (UNCG)	25			
(2) Matt McDonough (IOWA)	26			

WRESTLEBACKS

Loser of 26	189	341	425	501	543	581	601
Loser of 25							
Loser of 24	190	342	426	502	544	582	602
Loser of 23							
Loser of 22	191	343	427	503	545	583	603
Loser of 21							
Loser of 20	192	344	428	504	546	584	604
Loser of 19							
Loser of 18	193	345	429	505	547	585	605
Loser of 17							
Loser of 16	194	346	430	506	548	586	606
Loser of 15							
Loser of 14	171	347	431	507	549	587	607
Loser of 13							
Loser of 12	196	348	432	508	550	588	608
Loser of 11							
Loser of 10							

THURSDAY EVENING


FRIDAY MORNING

FRIDAY EVENING

SATURDAY MORNING

2011 NCAA Division I Wrestling Championships

133 CHAMPIONSHIP

THURSDAY MORNING FIRST ROUND		THURSDAY NIGHT SECOND ROUND	FRIDAY MORNING QUARTERFINALS	FRIDAY NIGHT SEMIFINALS	SATURDAY FINAL
(1) Jordan Oliver (OKST)	27	197	429	545	
Tyler Small (KENT)					
Joseph Spisak (UVA)	28				
Levi Mele (NW)					
(9) Devin Carter (VATECH)	29	198			
Ian Paddock (OSU)					
Garrett Drucker (ORST)	30				
(8) Mike Grey (CORN)					
(5) Lou Ruggirello (HOFS)	31	199	430		
Demetrius Johnson (CHATT)					
Zac Stevens (MICH)	32				
(12) Kyle Hutter (ODU)					
Justin Paulsen (STAN)	33	200	431	632	
Fred Santaite (BOSTU)					
Ridge Kiley (NEB)	34				
(4) Tyler Graff (WISC)					
(3) Andrew Long (PSU)	35	201			
Casey Cruz (NCOLO)					
Jordan Thome (ARMY)	36				
David Thorn (MINN)					
(11) Scotti Sentes (CMICH)	37	202	432		
Nathan Pennesi (WVA)					
Jordan Keller (OKLA)	38				
Frank Cagnina (LEHI)	2				
(6) Tony Ramos (IOWA)					
(7) Bernard Futrell (ILL)	39	203	546		
Eric Morrill (EDIN)					
Flint Ray (UTAHV)	40				
(10) Rollie Peterkin (PENN)					
Thomas Mitchell (LIBTY)	41	204			
Kevin Smith (BUFF)					
Nathan McCormick (MIZZ)	42				
(2) Andrew Hochstrasser (BOISE)					

WRESTLEBACKS


Loser of 42	205	349	433	505	547	583			
Loser of 41									
Loser of 40	206								
Loser of 39									
Loser of 38	207	351	434				506		
Loser of 37									
Loser of 36	208								
Loser of 35									
Loser of 34	209	353	435	507				548	584
Loser of 33									
Loser of 32	210								
Loser of 31	172								
Loser of 30	211	355	436				508		
Loser of 29									
Loser of 28	212								
Loser of 27									
Loser of 205	205	349	433	505	547	583			
Loser of 199									
Loser of 206	206								
Loser of 198									
Loser of 207	207	351	434				506		
Loser of 200									
Loser of 208	208								
Loser of 203									
Loser of 209	209	353	435	507				548	584
Loser of 204									
Loser of 210	210								
Loser of 201									
Loser of 211	211	355	436				508		
Loser of 202									
Loser of 212	212								
Loser of 204									

Loser of 583	605	Fifth Place
Loser of 584		
Loser of 547	606	Seventh Place
Loser of 548		

Loser of 545	604	Third Place
Loser of 546		

2011 NCAA Division I Wrestling Championships

141 CHAMPIONSHIP

THURSDAY MORNING FIRST ROUND	THURSDAY NIGHT SECOND ROUND	FRIDAY MORNING QUARTERFINALS	FRIDAY NIGHT SEMIFINALS	SATURDAY FINAL
(1) Kellen Russell (MICH) 43 Mike Koehnlein (NEB)	213	437	549	 633 CHAMPION
Michael Mangrum (ORST) 44 Vicente Varela (HOFS)				
(9) Cole VonOhlen (AFA) 45 Christopher Drouin (ISU)	214			
Cody Cleveland (CHATT) 46 (8) Zack Bailey (OKLA)				
(5) Montell Marion (IOWA) 47 Stephen Dutton (LEHI)	215	438		
Jon Kohler (MD) 48 (12) Zack Kemmerer (PENN)				
Mike Greck (MILL) 49 Christopher Diaz (VATECH)	216			
Justin Morrill (UTAHV) 50 (4) James Kennedy (ILL)				
(3) Borislav Novachkov (CALPOL) 51 Andrew Schutt (BUFF)	217	439	550	
Matthew Bonson (LOCKH) 52 Hicks Manson (CORN) 3 Levi Jones (BOISE)				
(11) Matthew Mariacher (AMER) 53 Kaleb Friedley (NW)	218			
Anwar Goeres (BING) 54 (6) Andrew Alton (PSU)				
(7) Tyler Nauman (PITT) 55 Joshua Kindig (OKST)	219	440		
Trevor Melde (RUTG) 56 (10) Todd Schavrien (MIZZ)				
Nick Nelson (UVA) 57 Casey Thome (ARMY)	220			
Darius Little (NCSU) 58 (2) Michael Thorn (MINN)				

WRESTLEBACKS

Loser of 58 221	Loser of 57 357	441	Loser of 585 608	Fifth Place
Loser of 56 222	Loser of 55 358		Loser of 586 609	
Loser of 54 223	Loser of 53 359	442	Loser of 551 609	
Loser of 52 224	Loser of 51 360		Loser of 439 509	Loser of 552 607
Loser of 50 225	Loser of 49 173	Loser of 213 443	Loser of 439 510	Third Place
Loser of 48 226	Loser of 47 362	Loser of 219 444	Loser of 440 511	
Loser of 46 227	Loser of 45 363	Loser of 217 444	Loser of 437 512	
Loser of 44 228	Loser of 43 364	Loser of 218 444	Loser of 438 512	
		Loser of 438 512	Loser of 438 512	
		Loser of 438 512	Loser of 550 586	

THURSDAY EVENING


FRIDAY MORNING

FRIDAY EVENING

SATURDAY MORNING

2011 NCAA Division I Wrestling Championships

149 CHAMPIONSHIP

THURSDAY MORNING FIRST ROUND	THURSDAY NIGHT SECOND ROUND	FRIDAY MORNING QUARTERFINALS	FRIDAY NIGHT SEMIFINALS	SATURDAY FINAL
(1) Darrion Caldwell (NCSU) 59 Ivan Lopouchanski (UNCG)	229	445	553	 634 CHAMPION
Brandon Rader (WVA) 60 Eric Grajales (MICH)				
(9) Donald Vinson (BING) 61 Coulthurst Schmitt (WISC)	230			
Justin Gaethje (NCOLO) 62 (8) Ganbayar Sanjaa (AMER)				
(5) Jamal Parks (OKST) 63 Daniel Zilverberg (MINN)	231	446		
Eric Terrazas (ILL) 64 (12) Desi Green (BUFF)				
Torsten Gillespie (EDIN) 65 Ryan Medved (GWEBB)	232	447		
Donnie Corby (CMICH) 66 (4) Kyle Dake (CORN)				
(3) Kevin LeValley (BUCK) 67 Joey Metzler (ODU)	233	448		
Cole Dallaserra (WYO) 68 Matt Lester (OKLA) 4 Scott Sakaguchi (ORST)				
(11) Andrew Nadhir (NW) 69 Joseph Napoli (LEHI)	234	554		
Dane Johnson (PITT) 70 (6) Jason Chamberlain (BOISE)				
(7) Mario Mason (RUTG) 71 Brian Stephens (VATECH)	235	448		
Kyle Bradley (MIZZ) 72 (10) Kurt Kinser (IND)				
Dan Osterman (MSU) 73 Derek Valenti (UVA)	236	555		
Zac Cibula (RIDER) 74 (2) Frank Molinaro (PSU)				

WRESTLEBACKS

Loser of 74 237	365	449	513	555	Loser of 587 611	610
Loser of 73 238					Loser of 588	
Loser of 72 238	366	450	514	556	Loser of 555 612	610
Loser of 71 239					Loser of 556	
Loser of 70 239	367	451	515	556	587	610
Loser of 69 240						
Loser of 68 240	368	452	516	556	588	610
Loser of 67 241						
Loser of 66 241	369	451	515	556	588	610
Loser of 65 174						
Loser of 64 242	370	452	516	556	588	610
Loser of 63 242						
Loser of 62 243	371	452	516	556	588	610
Loser of 61 243						
Loser of 60 244	372	452	516	556	588	610
Loser of 59 244						
Loser of 58 244	372	452	516	556	588	610
Loser of 57 244						
Loser of 56 244	372	452	516	556	588	610
Loser of 55 244						
Loser of 54 244	372	452	516	556	588	610
Loser of 53 244						
Loser of 52 244	372	452	516	556	588	610
Loser of 51 244						
Loser of 50 244	372	452	516	556	588	610
Loser of 49 244						
Loser of 48 244	372	452	516	556	588	610
Loser of 47 244						
Loser of 46 244	372	452	516	556	588	610
Loser of 45 244						
Loser of 44 244	372	452	516	556	588	610
Loser of 43 244						
Loser of 42 244	372	452	516	556	588	610
Loser of 41 244						
Loser of 40 244	372	452	516	556	588	610
Loser of 39 244						
Loser of 38 244	372	452	516	556	588	610
Loser of 37 244						
Loser of 36 244	372	452	516	556	588	610
Loser of 35 244						
Loser of 34 244	372	452	516	556	588	610
Loser of 33 244						
Loser of 32 244	372	452	516	556	588	610
Loser of 31 244						
Loser of 30 244	372	452	516	556	588	610
Loser of 29 244						
Loser of 28 244	372	452	516	556	588	610
Loser of 27 244						
Loser of 26 244	372	452	516	556	588	610
Loser of 25 244						
Loser of 24 244	372	452	516	556	588	610
Loser of 23 244						
Loser of 22 244	372	452	516	556	588	610
Loser of 21 244						
Loser of 20 244	372	452	516	556	588	610
Loser of 19 244						
Loser of 18 244	372	452	516	556	588	610
Loser of 17 244						
Loser of 16 244	372	452	516	556	588	610
Loser of 15 244						
Loser of 14 244	372	452	516	556	588	610
Loser of 13 244						
Loser of 12 244	372	452	516	556	588	610
Loser of 11 244						
Loser of 10 244	372	452	516	556	588	610
Loser of 9 244						
Loser of 8 244	372	452	516	556	588	610
Loser of 7 244						
Loser of 6 244	372	452	516	556	588	610
Loser of 5 244						
Loser of 4 244	372	452	516	556	588	610
Loser of 3 244						
Loser of 2 244	372	452	516	556	588	610
Loser of 1 244						

THURSDAY EVENING


FRIDAY MORNING

FRIDAY EVENING

SATURDAY MORNING

2011 NCAA Division I Wrestling Championships

157 CHAMPIONSHIP

THURSDAY MORNING FIRST ROUND		THURSDAY NIGHT SECOND ROUND	FRIDAY MORNING QUARTERFINALS	FRIDAY NIGHT SEMIFINALS	SATURDAY FINAL
(1) Adam Hall (BOISE)	75	245	453	557	 CHAMPION
DJ Meagher (CORN)					
Aaron Sulzer (EMICH)	76				
Colton Salazar (PURD)					
(9) James Fleming (Clarion)	77	246			
Sean McMurray (MSU)					
Chase Nelson (OKLA)	78				
(8) Jason Welch (NW)					
(5) Jesse Dong (VATECH)	79	247	454		
Matt Cathell (KENT)					
Donnie Tasser (PITT)	80				
(12) Paul Young (IND)					
Josh Condon (CHATT)	81	248	455	635	
Mark Lewandowski (BUFF)					
Alex Medved (GWEBB)	82				
(4) Bubba Jenkins (AZST)					
(3) David Taylor (PSU)	83	249			
Robert Erisman (OKST)					
Matt Kaylor (BING)	84				
David Bonin (UNI)					
(11) Walter Peppelman (HARV)	85	250	456		
Vincent Salminen (NDSU)					
Frank Hickman (BLOOM)	86				
(6) Derek St. John (IOWA)					
(7) Bryce Sadoris (NAVY)	87	251	558		
Jackson Morse (ILL)					
Bryan Deutsch (NIU)	5				
Corey Mock (UNC)					
(10) Daryl Coccozzo (RUTG)	88	252			
Johnny Greisheimer (EDIN)					
Barrett Abel (CALPOL)	89				
Kyle John (MD)	90				
(2) Steve Fittery (AMER)					

WRESTLEBACKS

Loser of 90	253	373	457	517	559	589	613			
Loser of 89										
Loser of 88	254									
Loser of 87										
Loser of 86	255	375	458					518		
Loser of 85										
Loser of 84	256									
Loser of 83										
Loser of 82	257	377	459	519					560	590
Loser of 81										
Loser of 80	258									
Loser of 79										
Loser of 78	259	379	460					520		
Loser of 77	175									
Loser of 76	260									
Loser of 75										
Loser of 253										
Loser of 373										
Loser of 457										
Loser of 517										
Loser of 559										
Loser of 589	614									
Loser of 590										
Loser of 559	615									
Loser of 560										
Loser of 589										
Loser of 557										
Loser of 518										
Loser of 458										
Loser of 518										
Loser of 557										
Loser of 459										
Loser of 519										
Loser of 557										
Loser of 453										
Loser of 519										
Loser of 557										
Loser of 460										
Loser of 520										
Loser of 558										
Loser of 259										
Loser of 379										
Loser of 460										
Loser of 520										
Loser of 250										
Loser of 380										
Loser of 454										
Loser of 558										

THURSDAY EVENING


FRIDAY MORNING

FRIDAY EVENING

SATURDAY MORNING

2011 NCAA Division I Wrestling Championships

165 CHAMPIONSHIP

THURSDAY MORNING FIRST ROUND		THURSDAY NIGHT SECOND ROUND	FRIDAY MORNING QUARTERFINALS	FRIDAY NIGHT SEMIFINALS	SATURDAY FINAL
(1) Jordan Burroughs (NEB)	91	261	461	561	
Ethan Headlee (PITT)					
Kyle Blevins (APPST)	92	262	462		
Justin Lister (BING)					
(9) Justin Kerber (CORN)	93	263	463		
Bekzod Abdurakhmonov (Clarion)					
Dan Yates (MICH)	94	264	464		
(8) Scott Winston (RUTG)					
(5) Colt Sponseller (OSU)	95	265	465		
Chad Porter (LIBTY)					
Eren Civan (Columbia)	96	266	466		
(12) Cody Yohn (MINN)					
Thomas Scotton (UNC)	6	267	467		
Joe Booth (DREX)					
Stephen Burak (PENN)	97	268	468		
Kurt Swartz (BOISE)	98				
(4) Josh Asper (MD)	99	269	469		
(3) Tyler Caldwell (OKLA)					
Patrick Graham (AMER)	100	270	470		
Donald Jones (WVA)					
Ross Tice (KENT)	101	271	471		
(11) Aaron Janssen (IOWA)					
Peter Yates (VATECH)	102	272	472		
Paul Gillespie (HOFS)					
(6) Dallas Bailey (OKST)	103	273	473		
(7) Shane Onufer (WYO)					
Turtogtokh Luvsandorj (CIT)	104	274	474		
Jim Resnick (RIDER)					
(10) Zach Toal (MIZZ)	105	275	475		
Brandon Hatchett (LEHI)					
John-Martin Cannon (BUFF)	106	276	476		
Ryan DesRoches (CALPOL)					
(2) Andrew Howe (WISC)	107				

WRESTLEBACKS

Loser of 106	269	381	465	563	Loser of 591	617	
Loser of 105							
Loser of 104	270	382	521		Loser of 592		
Loser of 103							
Loser of 102	271	383	466	Loser of 563	618		
Loser of 101							
Loser of 100	176	272	522	Loser of 564			
Loser of 99							
Loser of 98	273	384	467	Loser of 561			
Loser of 97							
Loser of 96	274	385	523	564	591		
Loser of 95							
Loser of 94	275	386	468			524	592
Loser of 93							
Loser of 92	276	387	469	525	593		
Loser of 91							
Loser of 90	277	388	470	526	594		
Loser of 89							

THURSDAY EVENING


FRIDAY MORNING

FRIDAY EVENING

SATURDAY MORNING

2011 NCAA Division I Wrestling Championships

174 CHAMPIONSHIP

THURSDAY MORNING FIRST ROUND		THURSDAY NIGHT SECOND ROUND	FRIDAY MORNING QUARTERFINALS	FRIDAY NIGHT SEMIFINALS	SATURDAY FINAL
(1) Jonathan Reader (ISU)	107	277	469	565	 CHAMPION
Justin Zeerip (MICH)					
Ryan Patrovich (HOFS)	108	278	470	637	
Luke Manuel (PURD)					
(9) Ethen Lofthouse (IOWA)	109	279	471	566	
Rob Morrison (RIDER)	7				
Dorian Henderson (MIZZ)					
Scott Giffin (PENN)	110	280	472	619	
(8) Mike Letts (MD)					
(5) Christopher Henrich (UVA)	111	281	473	567	
Eric Starks (AZST)					
Brandon Wright (CHATT)	112	282	474	525	
(12) Mike Benefiel (OKST)					
Matt Fullowan (F&M)	113	283	475	526	
Jacob Swartz (BOISE)					
Mike Dessino (BLOOM)	114	284	476	527	
(4) Colby Covington (ORST)					
(3) Mack Lewnes (CORN)	115	285	477	528	
Hunter Meys (BOSTU)					
Nick Purdue (OHIO)	116	286	478	529	
Ryan McGarity (BING)					
(11) Austin Meys (LEHI)	117	287	479	530	
Curran Jacobs (MSU)					
Alex Caruso (RUTG)	118	288	480	531	
(6) Ben Bennett (CMICH)					
(7) Nick Amuchastegui (STAN)	119	289	481	532	
Benjamin Jordan (WISC)					
Matt Demichiel (NAVY)	120	290	482	533	
(10) Nick Heflin (OSU)					
Scott Glasser (MINN)	121	291	483	534	
Patrick Martinez (WYO)					
Royal Brettrager (LIBTY)	122	292	484	535	
(2) Edward Ruth (PSU)					

WRESTLEBACKS

Loser of 122	285	389	473	525	567	593	619
Loser of 121							
Loser of 120	177	390	474	526	568	594	620
Loser of 119							
Loser of 118	286	391	475	527	569	595	621
Loser of 117							
Loser of 116	287	392	476	528	570	596	622
Loser of 115							
Loser of 114	288	393	477	529	571	597	623
Loser of 113							
Loser of 112	289	394	478	530	572	598	624
Loser of 111							
Loser of 110	290	395	479	531	573	599	625
Loser of 109							
Loser of 108	291	396	480	532	574	600	626
Loser of 107							
Loser of 106	292	397	481	533	575	601	627
Loser of 105							

THURSDAY EVENING


FRIDAY MORNING

FRIDAY EVENING

SATURDAY MORNING

2011 NCAA Division I Wrestling Championships

184 CHAMPIONSHIP

THURSDAY MORNING FIRST ROUND		THURSDAY NIGHT SECOND ROUND	FRIDAY MORNING QUARTERFINALS	FRIDAY NIGHT SEMIFINALS	SATURDAY FINAL
(1) Christopher Honeycutt (EDIN)	123	293	477	569	 CHAMPION
Brice Arand (ORST)					
Luke Rebertus (NAVY)	124				
Jonathan Velazquez (GWEBB)					
(9) Quentin Wright (PSU)	125	294			
Jonathan Fausey (UVA)					
Jason McCroskey (CHATT)	126				
(8) Kevin Steinhaus (MINN)					
(5) Joe LeBlanc (WYO)	127	295	478		
A.J. Kissel (PURD)					
Austin Trotman (APPST)	128				
Corey Peltier (MD)	8				
(12) Grant Gambrall (IOWA)					
Erich Schmditke (OKLA)	129	296			
Max Thomusseit (PITT)					
Nathan Schiedel (BING)	130				
(4) Travis Rutt (WISC)					
(3) Steve Bosak (CORN)	131	297	479		
Brad Dieckhaus (NIU)					
Jake Meredith (AZST)	132				
Richard Shafer (ISU)					
(11) Kirk Smith (BOISE)	133	298			
Diego Bencomo (DUKE)					
Ben Clymer (HOFS)	134				
(6) Ryan Loder (UNI)					
(7) Chris Perry (OKST)	135	299	480		
Tony Dallago (ILL)					
Matt Ryan (WVA)	136				
(10) Josh Ihnen (NEB)					
Daniel Rinaldi (RUTG)	137	300			
Cody Magrum (OSU)					
Mike Larson (MIZZ)	138				
(2) Robert Hamlin (LEHI)					

WRESTLEBACKS

Loser of 138	301	397	481	571	Loser of 595	623	Fifth Place	
Loser of 137								
Loser of 136	302							
Loser of 135								
Loser of 134	303	399	482		572	Loser of 596	624	Seventh Place
Loser of 133	178							
Loser of 132	304							
Loser of 131								
Loser of 130	305	400	483	573		Loser of 571		
Loser of 129								
Loser of 128	306							
Loser of 127								
Loser of 126	307	401	484		574	Loser of 572		
Loser of 125								
Loser of 124	308							
Loser of 123								
Loser of 122		402	529	595		Loser of 573		
Loser of 121								
Loser of 120		403	530			596	Loser of 574	
Loser of 119								
Loser of 118		404	531	622	Loser of 575			
Loser of 117								
Loser of 116		405	532		623	Loser of 576		
Loser of 115								
Loser of 114		406	533	624		Loser of 577		
Loser of 113								
Loser of 112		407	534		625	Loser of 578		
Loser of 111								
Loser of 110		408	535	626		Loser of 579		
Loser of 109								
Loser of 108		409	536		627	Loser of 580		
Loser of 107								
Loser of 106		410	537	628		Loser of 581		
Loser of 105								
Loser of 104		411	538		629	Loser of 582		
Loser of 103								
Loser of 102		412	539	630		Loser of 583		
Loser of 101								
Loser of 100		413	540		631	Loser of 584		
Loser of 99								
Loser of 98		414	541	632		Loser of 585		
Loser of 97								
Loser of 96		415	542		633	Loser of 586		
Loser of 95								
Loser of 94		416	543	634		Loser of 587		
Loser of 93								
Loser of 92		417	544		635	Loser of 588		
Loser of 91								
Loser of 90		418	545	636		Loser of 589		
Loser of 89								
Loser of 88		419	546		637	Loser of 590		
Loser of 87								
Loser of 86		420	547	638		Loser of 591		
Loser of 85								
Loser of 84		421	548		639	Loser of 592		
Loser of 83								
Loser of 82		422	549	640		Loser of 593		
Loser of 81								
Loser of 80		423	550		641	Loser of 594		
Loser of 79								
Loser of 78		424	551	642		Loser of 595		
Loser of 77								
Loser of 76		425	552		643	Loser of 596		
Loser of 75								
Loser of 74		426	553	644		Loser of 597		
Loser of 73								
Loser of 72		427	554		645	Loser of 598		
Loser of 71								
Loser of 70		428	555	646		Loser of 599		
Loser of 69								
Loser of 68		429	556		647	Loser of 600		
Loser of 67								
Loser of 66		430	557	648		Loser of 601		
Loser of 65								
Loser of 64		431	558		649	Loser of 602		
Loser of 63								
Loser of 62		432	559	650		Loser of 603		
Loser of 61								
Loser of 60		433	560		651	Loser of 604		
Loser of 59								
Loser of 58		434	561	652		Loser of 605		
Loser of 57								
Loser of 56		435	562		653	Loser of 606		
Loser of 55								
Loser of 54		436	563	654		Loser of 607		
Loser of 53								
Loser of 52		437	564		655	Loser of 608		
Loser of 51								
Loser of 50		438	565	656		Loser of 609		
Loser of 49								
Loser of 48		439	566		657	Loser of 610		
Loser of 47								
Loser of 46		440	567	658		Loser of 611		
Loser of 45								
Loser of 44		441	568		659	Loser of 612		
Loser of 43								
Loser of 42		442	569	660		Loser of 613		
Loser of 41								
Loser of 40		443	570		661	Loser of 614		
Loser of 39								
Loser of 38		444	571	662		Loser of 615		
Loser of 37								
Loser of 36		445	572		663	Loser of 616		
Loser of 35								
Loser of 34		446	573	664		Loser of 617		
Loser of 33								
Loser of 32		447	574		665	Loser of 618		
Loser of 31								
Loser of 30		448	575	666		Loser of 619		
Loser of 29								
Loser of 28		449	576		667	Loser of 620		
Loser of 27								
Loser of 26		450	577	668		Loser of 621		
Loser of 25								
Loser of 24		451	578		669	Loser of 622		
Loser of 23								
Loser of 22		452	579	670		Loser of 623		
Loser of 21								
Loser of 20		453	580		671	Loser of 624		
Loser of 19								
Loser of 18		454	581	672		Loser of 625		
Loser of 17								
Loser of 16		455	582		673	Loser of 626		
Loser of 15								
Loser of 14		456	583	674		Loser of 627		
Loser of 13								
Loser of 12		457	584		675	Loser of 628		
Loser of 11								
Loser of 10		458	585	676		Loser of 629		
Loser of 9								
Loser of 8		459	586		677	Loser of 630		
Loser of 7								
Loser of 6		460	587	678		Loser of 631		
Loser of 5								
Loser of 4		461	588		679	Loser of 632		
Loser of 3								
Loser of 2		462	589	680		Loser of 633		
Loser of 1								

THURSDAY EVENING


FRIDAY MORNING

FRIDAY EVENING

SATURDAY MORNING

2011 NCAA Division I Wrestling Championships

197 CHAMPIONSHIP

THURSDAY MORNING FIRST ROUND		THURSDAY NIGHT SECOND ROUND	FRIDAY MORNING QUARTERFINALS	FRIDAY NIGHT SEMIFINALS	SATURDAY FINAL
	(1) Cam Simaz (CORN) Ryan Smith (CALPOL) 139	309	485	573	 639 CHAMPION
	Andy Johnson (NEB) Zachary Bennett (UNC) 140				
9	(9) Sonny Yohn (MINN) 141	310			
Daniel Mitchell (AMER) Anthony Biondo (MICH)	LJ Helbig (WYO) 142				
	(8) Matt Powless (IND) 143	311	486		
	(5) Luke Lofthouse (IOWA) Riley Orozco (CSUBAK) 144				
	Travis Porter (GWEEB) (12) Zack Giesen (STAN) 144	312	487		
	Nikolas Brown (CHATT) Jay Hahn (BUCK) 145				
	Brent Haynes (MIZZ) 146	313	488		
	(4) Dustin Kilgore (KENT) (3) Trevor Brandvold (WISC) Caylor Williams (UNCG) 147				
	John Hall (BOSTU) 148	314	574		
	Chad Hanke (ORST) (11) Jerome Ward (ISU) Erik Schuth (OHIO) 149				
	Peter Capone (OSU) 150	315	488		
	(6) Micah Burak (PENN) (7) Zac Thomusseit (PITT) Matt Casperson (BOISE) 151				
	Shawn Fendone (EDIN) 152	316	574		
	(10) Logan Brown (PURD) Tyler Dickenson (MSU) Joseph Kennedy (LEHI) 153				
	Luke Macchiaroli (AZST) 154				
	(2) Clayton Foster (OKST) 154				

WRESTLEBACKS


	Loser of 154 317	405	489	533	575	597	625
	Loser of 153						
179	Loser of 152	Loser of 311	490	534	576	598	
	Loser of 151						
	Loser of 150 319	Loser of 312	491	535	576	598	
	Loser of 149						
	Loser of 148 320	Loser of 309	492	536	576	598	
	Loser of 147						
	Loser of 146 321	Loser of 310	491	535	576	598	
	Loser of 145						
	Loser of 144 322	Loser of 315	492	536	576	598	
	Loser of 143						
	Loser of 142 323	Loser of 316	492	536	576	598	
	Loser of 141						
	Loser of 140 324	Loser of 313	492	536	576	598	
	Loser of 139						
	Loser of 139 324	Loser of 314	Loser of 486	Loser of 486	Loser of 574		

Loser of 597	626	Fifth Place
Loser of 598		
Loser of 575	627	Seventh Place
Loser of 576		

THURSDAY EVENING	FRIDAY MORNING	FRIDAY EVENING	SATURDAY MORNING
------------------	----------------	----------------	------------------

2011 NCAA Division I Wrestling Championships

285 CHAMPIONSHIP

THURSDAY MORNING FIRST ROUND		THURSDAY NIGHT SECOND ROUND	FRIDAY MORNING QUARTERFINALS	FRIDAY NIGHT SEMIFINALS	SATURDAY FINAL
(1) Zachery Rey (LEHI)	155	325	493	577	
Parker Burns (CAMB)					
Blake Rosholt (OKST)	156	326	494		
David Marone (VATECH)					
Jeremy Johnson (OHIO)	10	327	495	578	
Clayton Jack (ORST)					
(9) Cameron Wade (PSU)	157	328	496		
Christian Brantley (UNI)	158				
(8) Anthony Nelson (MINN)	159	329	499	640	
(5) Dominique Bradley (MIZZ)					
J.T. Felix (BOISE)	160	330	500		
Paul Snyder (HOFS)					
(12) Eric Bugenhagen (WISC)	161	331	501		
David Wade (EMICH)	162				
Joseph Rizqallah (MSU)	163	332	502		
Levi Cooper (AZST)					
(4) Dominick Russo III (RUTG)	164	333	503	CHAMPION	
(3) Ryan Flores (AMER)					
Ben Apland (MICH)	165	334	504		
Kevin Lester (Columbia)	164				
John Danilkowicz (UVA)	165	335	505		
(11) Tucker Lane (NEB)					
Brett Correll (BUFF)	166	336	506		
Brendan Barlow (KENT)					
(6) Ryan Tomei (PITT)	167	337	507		
(7) Blake Rasing (IOWA)					
Kyle Simonson (ISU)	167	338	508		
Peter Sturgeon (UNCG)	168				
(10) Nathan Fernandez (OKLA)	169	339	509		
Spencer Myers (MD)					
Ricardo Alcalá (IND)	169	340	510		
Joshua Wine (VMI)	170				
(2) Jarod Trice (CMICH)	170				

WRESTLEBACKS

Loser of 170	333	413	497	579	Loser of 599	629	Fifth Place
Loser of 169							
Loser of 168	180	414	537		Loser of 600		
Loser of 167							
Loser of 166	335	415	498	599	Loser of 579	630	Seventh Place
Loser of 165							
Loser of 164	336	416	538		Loser of 580		
Loser of 163							
Loser of 162	337	417	499	628	Loser of 577		
Loser of 161							
Loser of 160	338	418	539		600	Loser of 597	
Loser of 159							
Loser of 158	339	419	500	580		Loser of 578	
Loser of 157							
Loser of 156	340	420	540		600	Loser of 578	
Loser of 155							

THURSDAY EVENING

FRIDAY MORNING

FRIDAY EVENING

SATURDAY MORNING